

# Financial Report

# August 2021

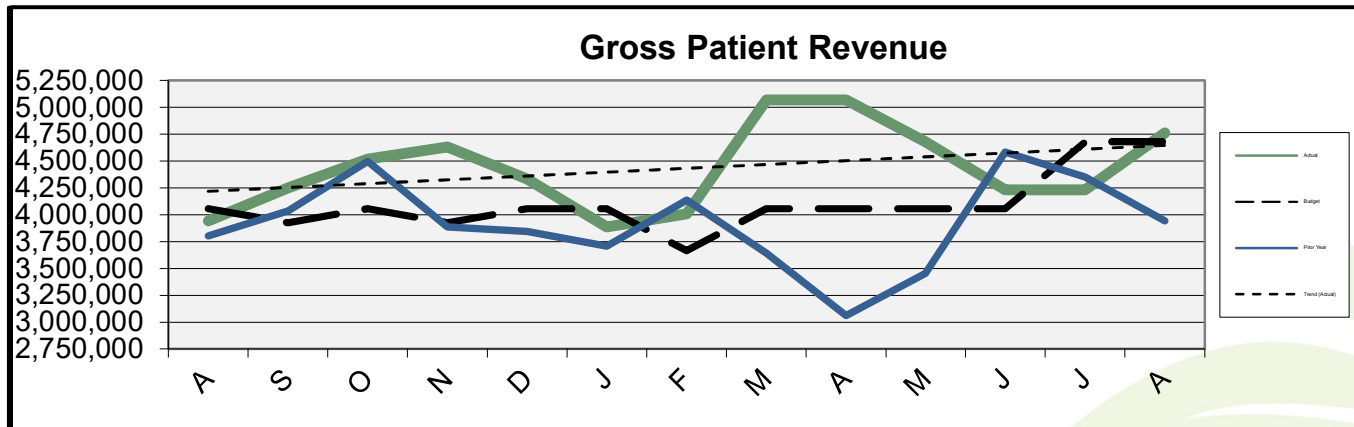
Kendra Warning, CFO



# Gross Patient Revenue



	FY 2022	FY 2021
Month-To-Date	4,763,884	3,994,095
Actual YTD	8,996,785	8,294,548
Budget YTD	9,359,272	8,115,552
Variance	(362,487)	178,996

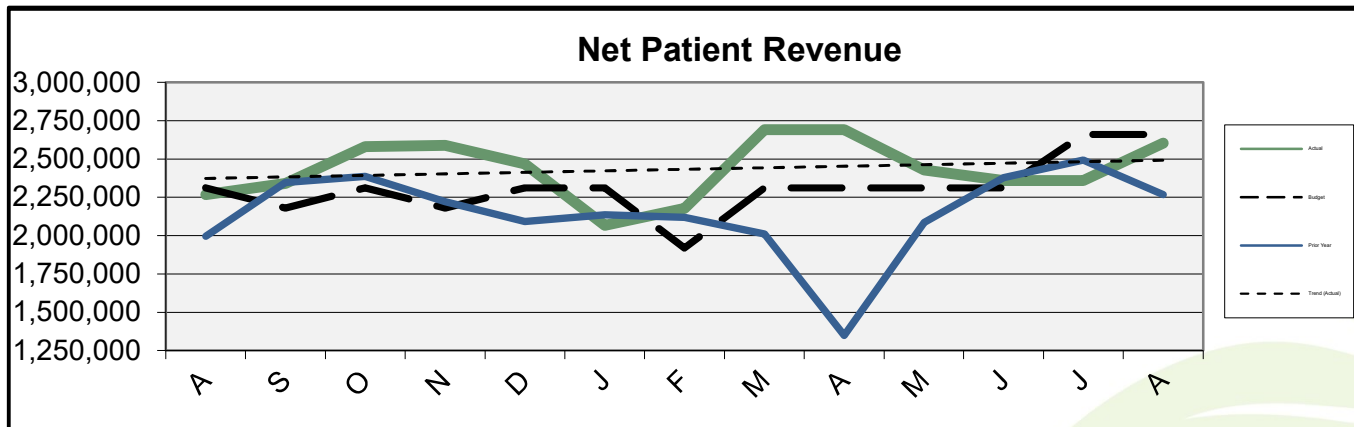


Desired Trend:



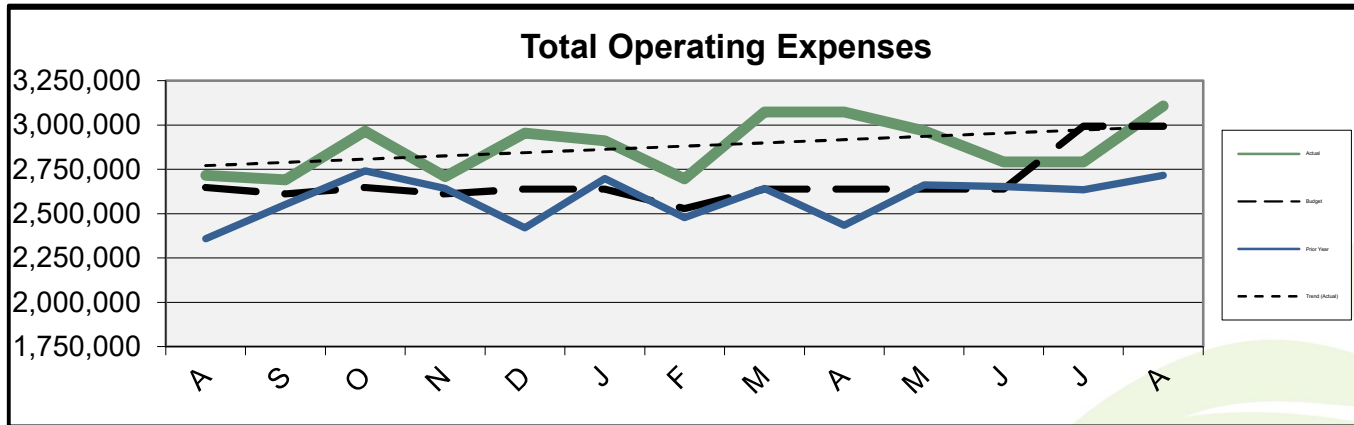

# Net Patient Revenue

	FY 2022	FY 2021
Month-To-Date	2,603,849	2,267,932
Actual YTD	4,962,208	4,760,259
Budget YTD	5,318,644	4,623,134
Variance	(356,436)	137,125



# Total Operating Expenses

	FY 2022	FY 2021
Month-To-Date	3,108,659	2,715,746
Actual YTD	5,900,313	5,351,453
Budget YTD	5,986,988	5,296,414
Variance	(86,675)	55,039

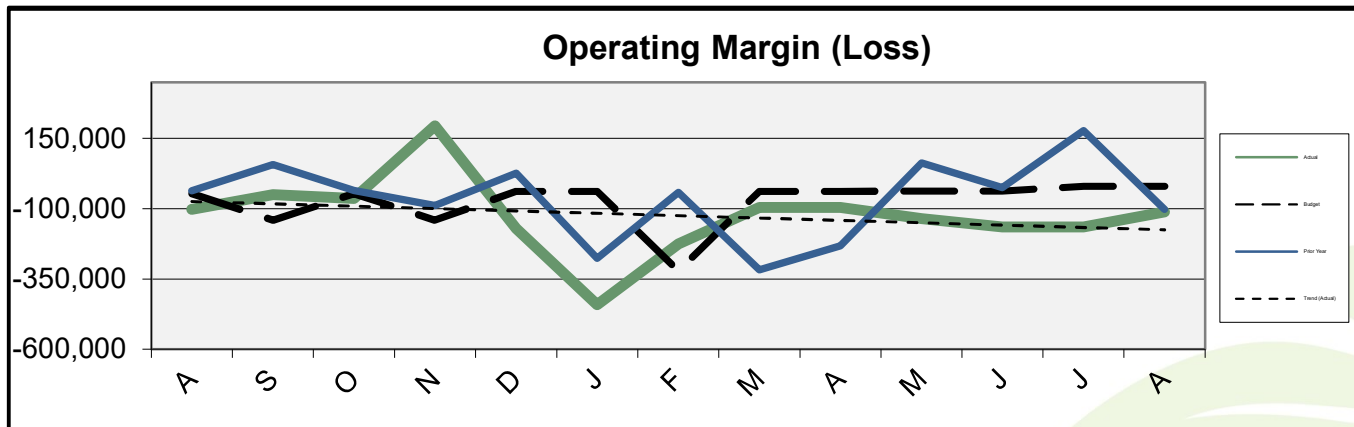


Desired Trend:



# Operating Margin (Loss)

	FY 2022	FY 2021
Month-To-Date	(111,283)	(102,019)
Actual YTD	(276,014)	75,810
Budget YTD	(41,188)	(93,496)
Variance	(234,826)	169,306

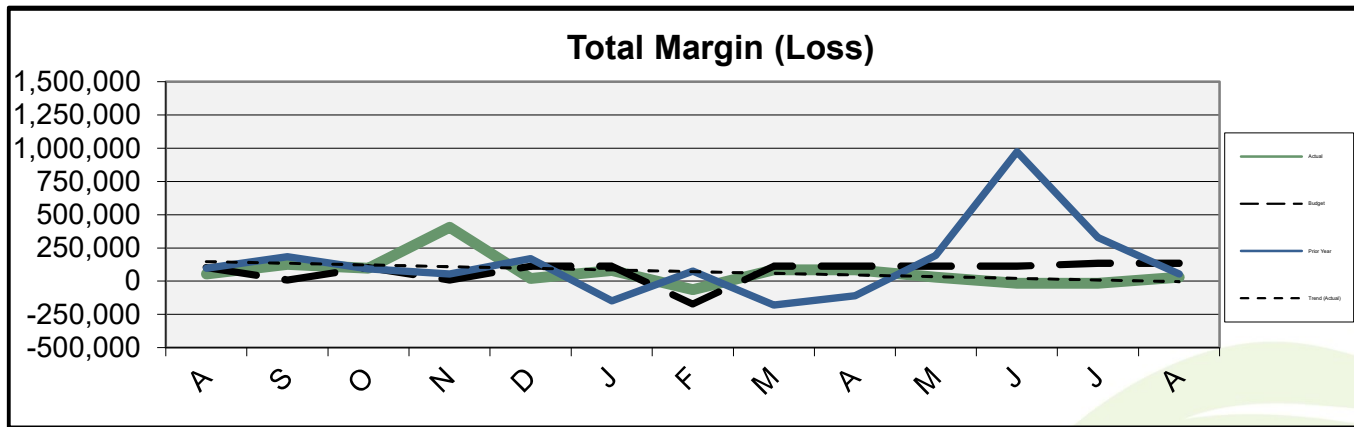


Desired Trend:



# Total Margin (Loss)

	FY 2022	FY 2021
Month-To-Date	30,607	53,894
Actual YTD	15,188	382,240
Budget YTD	268,418	204,946
Variance	(253,230)	177,294



Desired Trend:

